

FIREFLY VENTILATION SYSTEM PRODUCT INTRODUCTION

Fan GD62.02Q.J13-J14 Series

Fan GD62.02Q.J13-J14 Series

This fan is designed specifically for energy storage power stations, battery charging rooms, other power batteries, and fixed battery storage areas. It is used in conjunction with combustible gas detection devices, BMS, and other control devices to prevent the harm of flammable, explosive, or toxic gases such as hydrogen to life and property, and to ensure uninterrupted business for customers.

The air intake device and exhaust fan are used together to form a ventilation system, which achieves the intake and exhaust of the protected area. Simple and reliable control, effectively and quickly discharge flammable, explosive or toxic gases that may accumulate in enclosed spaces outside the protected area, or guide them to controllable areas through air ducts.

This product is easy to install and stable. Both the intake and exhaust fans are equipped with rain proof electric valves, providing IP54 level rain and dust protection functions.



Product Features

- ★ Can be used in conjunction with combustible or toxic gas detectors
- ★ Lock when the air valve door panel is opened or closed
- ★ Clam shell engine protection structure
- ★ Anti corrosion grade: C5
- ★ Factory standard color code: RAL9003
- ★ Blade Drive Method: Push Rod



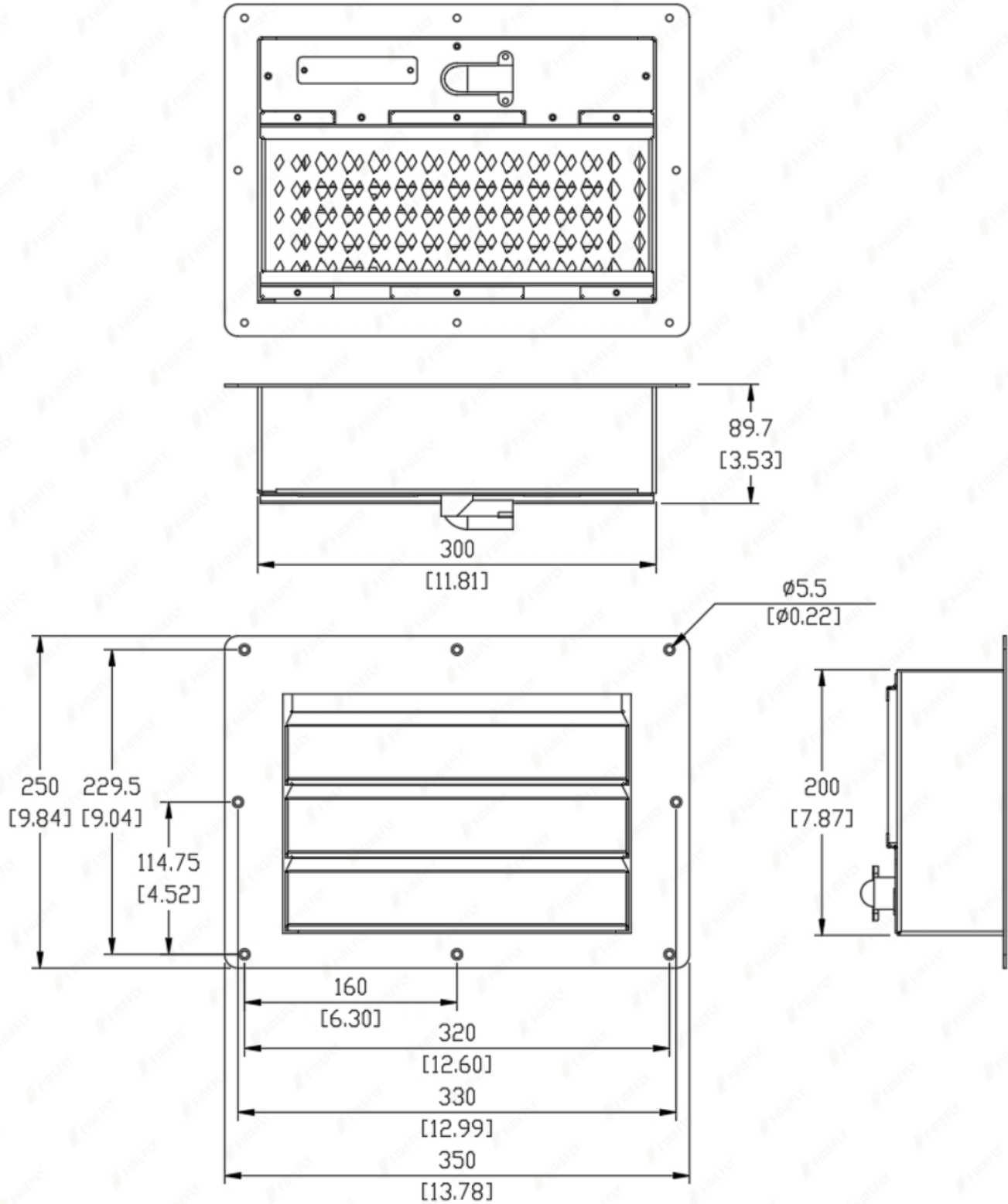
Product Advantages

- ★ Easy installation, high reliability, low energy consumption, long service life
- ★ Adopting fast plug connection method, flexible and simple
- ★ Simple control logic and convenient application methods
- ★ Automatic opening and closing air damper

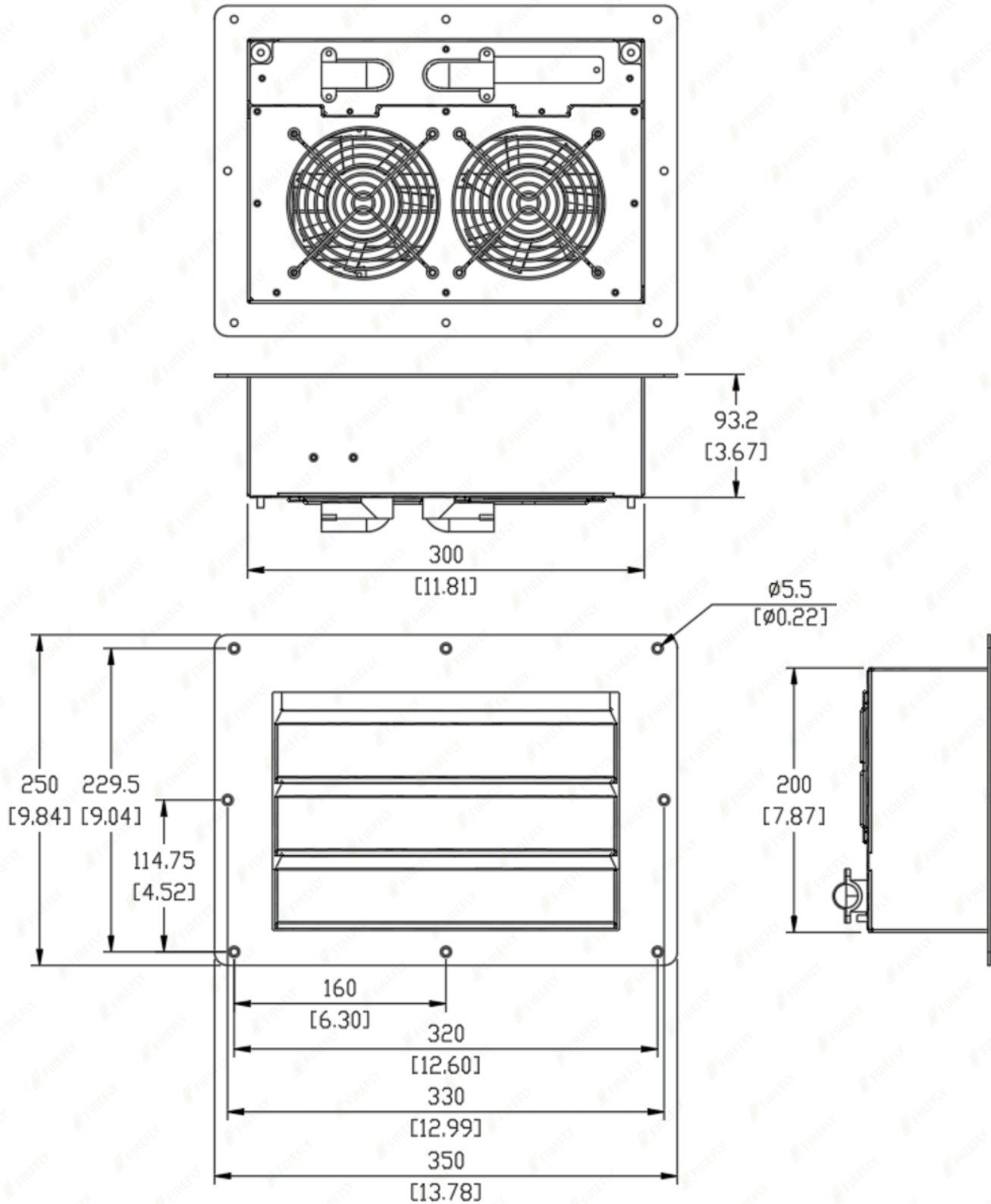
Technical Specifications

Project	Parameters/Specifications	
Product order number	GD62.02QJ13.D00	GD62.02QJ14.D00
Function	Inlet fan	Exhaust fan
Rated voltage & frequency	230VAC 50/60Hz	230VAC 50/60Hz
Rated current	300mA	300mA
Ventilation area/Fan air volume	0.02m ²	194±15%CFM(50Hz) 234±15%CFM (60Hz)
Fan certification	Fanless	ATEX, UL, CE
Optional accessories	Insulation cotton, fan	Insulation cotton
Net weight (estimated)	2.9kg	4.3kg
Level	IP54	IP54
Working temperature and humidity	-10°C~+50°C/95%RH	-10°C~+50°C/95%RH
Storage temperature and humidity	-20°C~+55°C/95%RH	-20°C~+55°C/95%RH
Material	Galvanized steel	Galvanized steel
Product dimensions	350mm×250mm×89.7mm	350mm×250mm×93.2mm
Installation hole size	305mm×205mm	305mm×205mm

Dimension Drawing of Inlet Fan Unit : mm [inch]



Dimension Drawing of Exhaust Fan Unit : mm [inch]

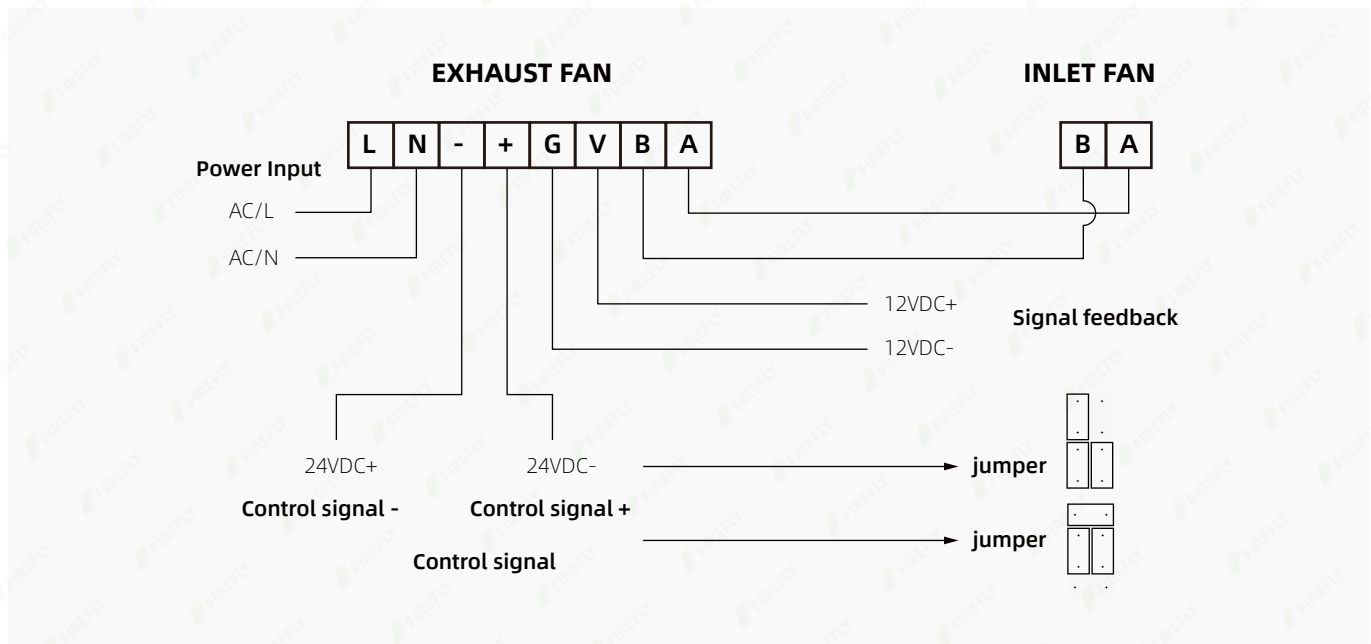


Wiring Definition

Definition of wiring for exhaust fan				
Serial NO.	Interface definition	Serial NO.	Interface definition	Connector view
L	Main supply wire AC/L	G	Signal feedback -	
N	Main supply wire AC/N	V	Signal feedback +	
-	Control signal -	B	Connect the inlet fan pusher -	
+	Control signal +	A	Connect the inlet fan pusher +	

Definition of wiring for inlet fan		
Serial NO.	Interface definition	Connector view
B	Pushrod +	
A	Pushrod -	

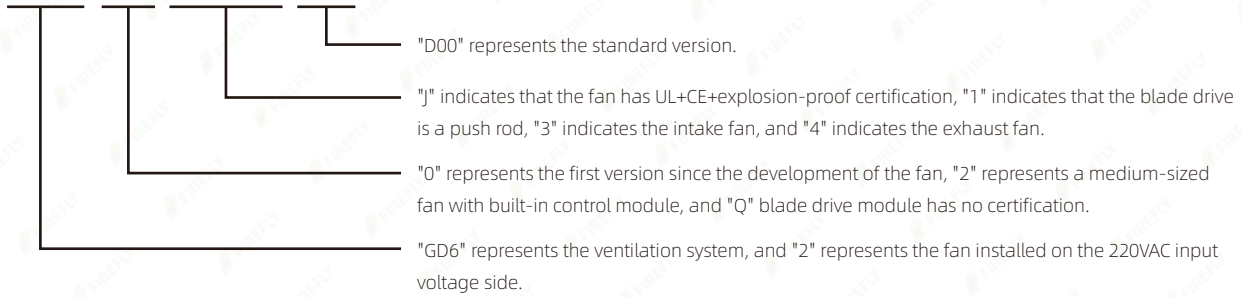
Wiring Instruction



☆ Wiring harness specification: All interfaces support 28-14 AWG.

Model Description

GD62.02Q.J13/J14.D00





FIREFLY Excellent Brand
Under Wanzn Energy Safety

FireFly Global Sales & Distribution

FireFly Safety Limited

Address: 19H Maxgrand Plaza No 3 Tai Yai St San Po Kong Hong Kong

Tel: 00852 4613 9499

Email: Firefly@fire-fly.hk

Website: www.fire-fly.hk

※ ※ ※ Document version number :20251010-V1.2 ※ ※ ※

If you have any questions or need to obtain the latest information, please contact us.