FIREFLY

Version: 20251010-V1.2

FIREFLY VENTILATION SYSTEM

PRODUCT INTRODUCTION

Fan GD62.02Q.J23-J24 Series

FireFly Safety Limited

Excellent Brand Under Wanzn Energy Safety

FIREFLY

Fan GD62.02Q.J23-J24 Series

This fan is designed specifically for energy storage power stations, battery charging rooms, other power batteries, and fixed battery storage areas. It is used in conjunction with combustible gas detection devices, BMS, and other control devices to prevent the harm of flammable, explosive, or toxic gases such as hydrogen to life and property, and to ensure uninterrupted business for customers.

The air intake device and exhaust fan are used together to form a ventilation system, which achieves the intake and exhaust of the protected area. Simple and reliable control, effectively and quickly discharge flammable, explosive or toxic gases that may accumulate in enclosed spaces outside the protected area, or guide them to controllable areas through air ducts.

This product is easy to install and stable. Both the intake device and exhaust fan are equipped with rainproof electric valves, providing IP66 level rainproof and dustproof functions.

Product Features

★ Used in conjunction with combustible or toxic gas detectors

★ The operation mode is non continuous, and the LED working status indicator light is on during operation

★ Lock when the air valve door panel is opened or closed

★ Equipped with local or remote emergency manual start and emergency manual stop functions

★ Equipped with signal feedback function

★ Anti corrosion grade: C5

★ Factory standard color code: RAL9003

★ Blade drive method: stepper motor

FIREFLY

Product Advantages

★ Durable and reliable, with a long product lifespan

★ Has excellent high rain and dust resistance capabilities

★ Adopting fast plug wiring method, easy to install

★ Simple control logic and flexible application methods

Technical Specifications

Project	Parameters/Specifications	
Product order number	GD62.02Q.J23.D00	GD62.02Q.J24.D00
Function	Inlet fan	Exhaust fan
Rated voltage & frequency	110/230VAC; 50Hz/60Hz	110/230VAC; 50Hz/60Hz
Rated current	40mA/21mA	100mA/65mA
Ventilation area/Fan air volume	0.011m^2	106±15%CFM(180±15%m^3/h)
Fan certification	Fanless	ATEX, UL, CE
Optional accessories	Insulation cotton, fan	Insulation cotton
Net weight (estimated)	2.3kg	2.6kg
Level	IP66	IP66
Working temperature and humidity	-20°C~+55°C/85%RH	-20°C~+55°C/85%RH
Storage temperature and humidity	-40°C~+70°C/95%RH	-40°C~+70°C/95%RH
Material	Galvanized steel	Galvanized steel
Product dimensions	218mm×238mm×100.5mm	218mm×238mm×100.5mm
Installation hole size	170mm×190mm	170mm×190mm

Dimensional Drawing of Inlet/Exhaust fan

Unit: mm [inch]

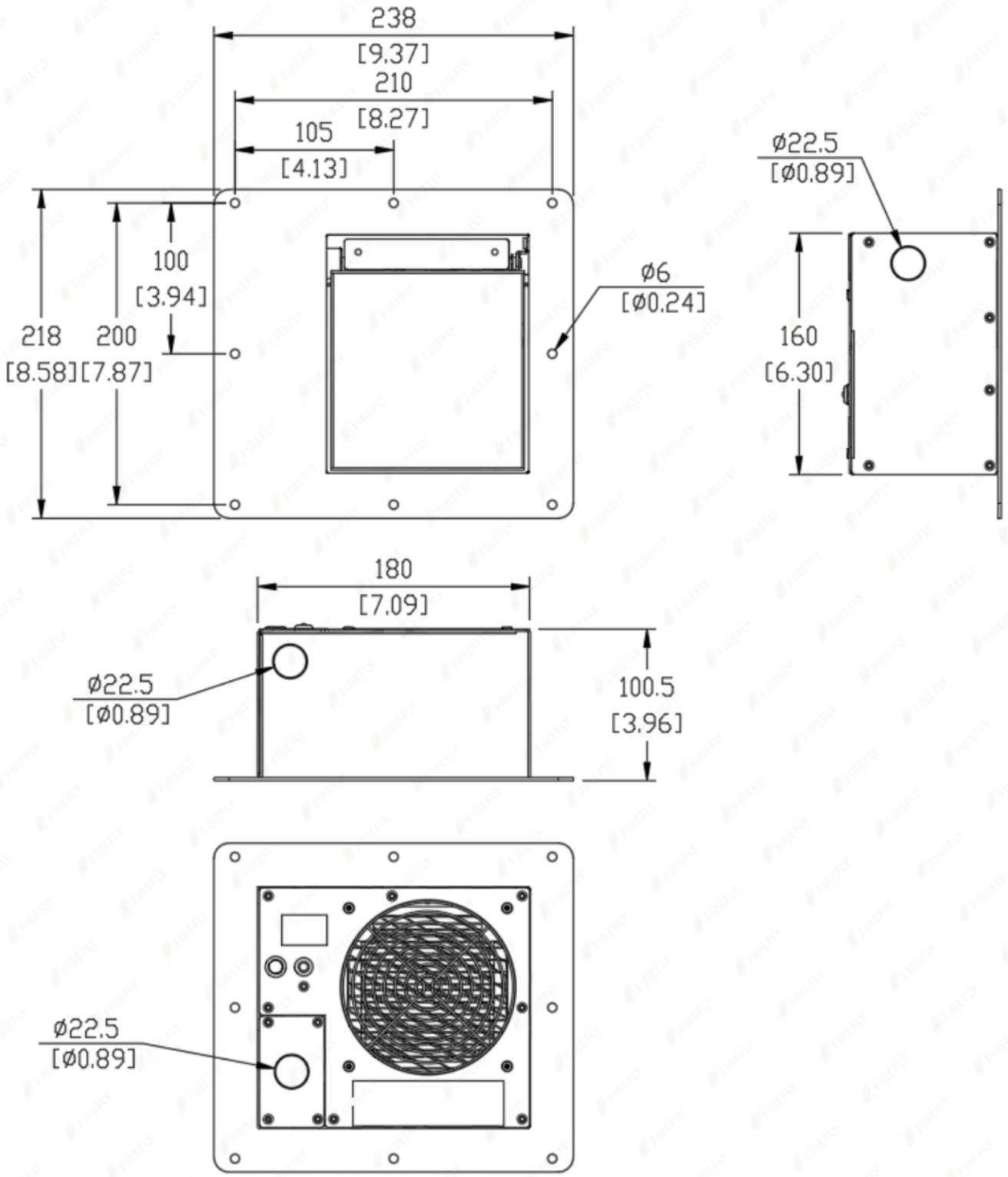

Wiring Definition

Connecting wire as per serial NO.						
Serial NO.	Interface definition	Serial NO.	Interface definition	Serial NO.	Interface definition	Connector view
1	Main supply wire AC/N	5	Gas control signal +	9	Emergency stop +	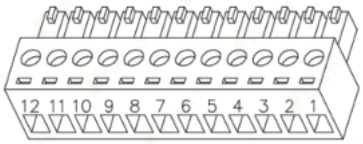
2	Main supply wire AC/L	6	Manual start -	10	Signal feedback COM	
3	Earthing wire E	7	Manual start +	11	Signal feedback NO	
4	Gas control signal -	8	Emergency stop -	12	Signal feedback NC	

Wiring Instruction

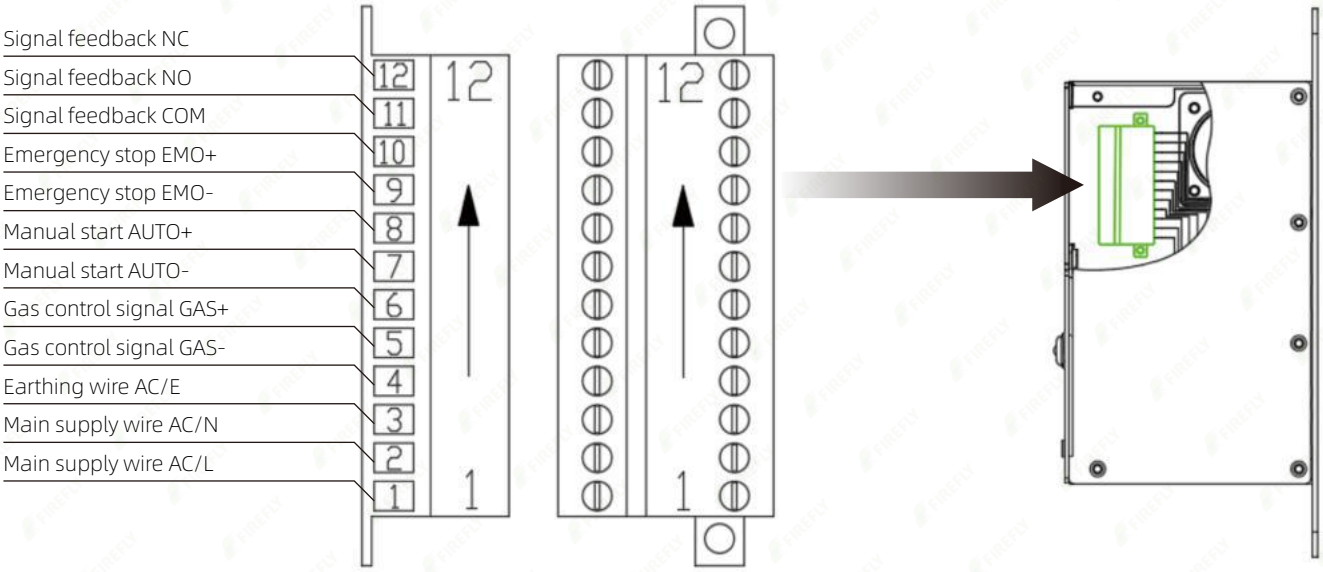

☆ Wiring harness specification: All interfaces support 28-14 AWG.

Model Description

GD62.02Q.J23/J24.D00

"D00" represents the standard version.

"J" indicates that the fan has UL+CE+explosion-proof certification, "2" indicates that the blade drive is a stepper motor, "3" indicates the intake fan, and "4" indicates the exhaust fan.

"0" represents the first version since the development of the fan, "2" represents a medium-sized fan with built-in control module, and "Q" blade drive module has no certification.

"GD6 "represents the ventilation system, and" 2 "represents the fan installed on the 220VAC input voltage side.

FIREFLY Excellent Brand
Under Wanzn Energy Safety

FireFly Global Sales & Distribution

FireFly Safety Limited

Address: 19H Maxgrand Plaza No 3 Tai Yay St San Po Kong Hong Kong

Tel: 00852 4613 9499

Email: Firefly@fire-fly.hk

Website: www.fire-fly.hk

※ ※ ※ Document version number :20251010-V1.2 ※ ※ ※

If you have any questions or need to obtain the latest information, please contact us.