

FIREFLY VENTILATION SYSTEM PRODUCT INTRODUCTION

Fan GD64.03Q.D13-D14 Series

Fan GD64.03Q.D13-D14 Series

This fan is designed specifically for energy storage power stations, battery charging rooms, other power batteries, and fixed battery storage areas. It is used in conjunction with combustible gas detection devices, BMS, and other control devices to prevent the harm of flammable, explosive, or toxic gases such as hydrogen to life and property, and to ensure uninterrupted business for customers.

The air intake device and exhaust fan are used together to form a ventilation system, which achieves the intake and exhaust of the protected area. Simple and reliable control, effectively and quickly discharge flammable, explosive or toxic gases that may accumulate in enclosed spaces outside the protected area, or guide them to controllable areas through air ducts.

This product is easy to install and stable. Both the intake and exhaust fans are equipped with rain proof electric valves, providing IP54 level rain and dust protection functions.



Exhaust fan



Inlet fan

Product Features

- ★ Can be used in conjunction with combustible or toxic gas detectors
- ★ Compliant with UL/CE international certification for fans
- ★ Anti corrosion grade: C3
- ★ Factory standard color code: BS004



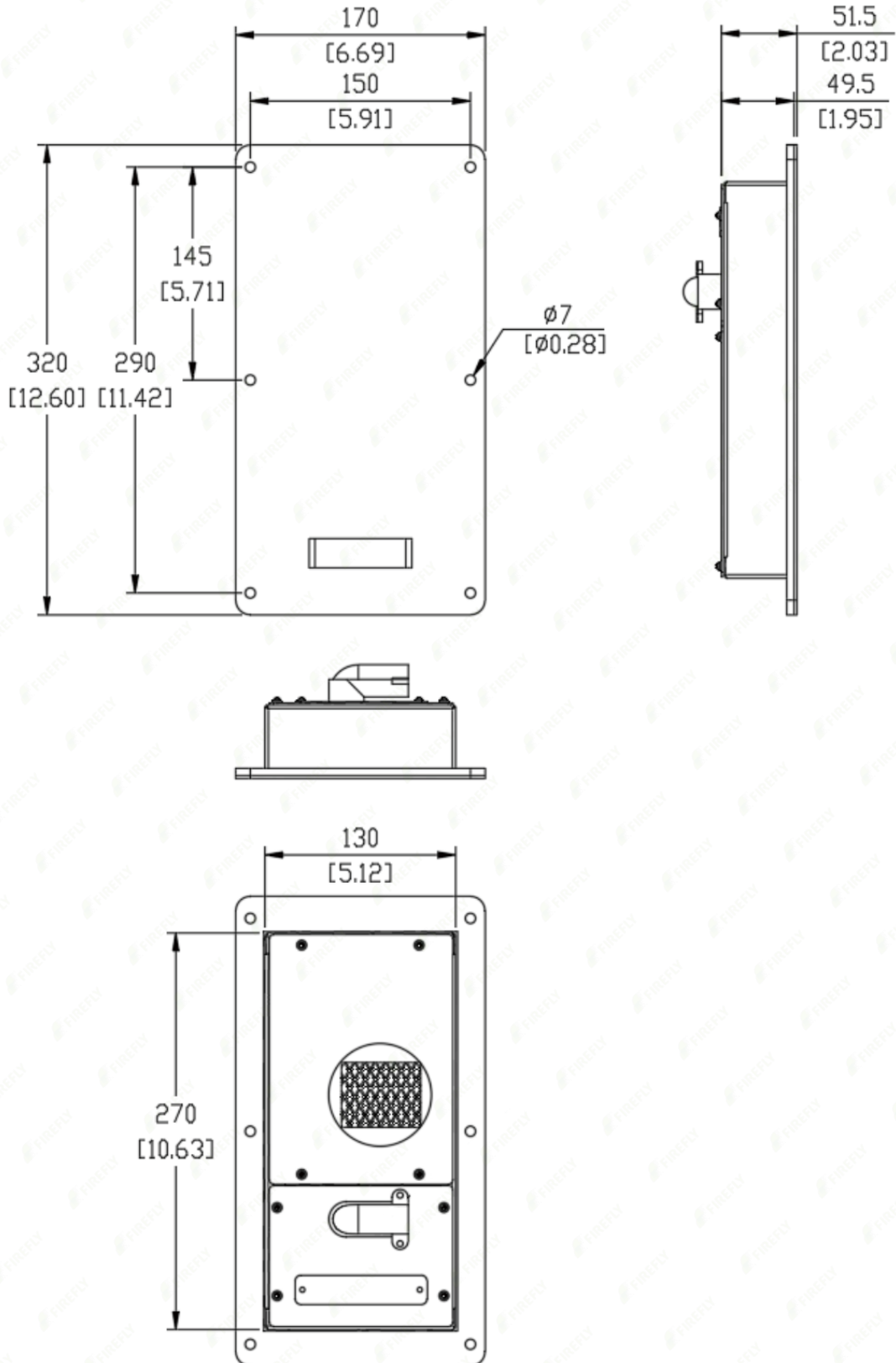
Product Advantages

- ★ Easy installation, high reliability, low energy consumption, long service life
- ★ Adopting fast plug connection method, flexible and simple
- ★ Simple control logic and convenient application methods

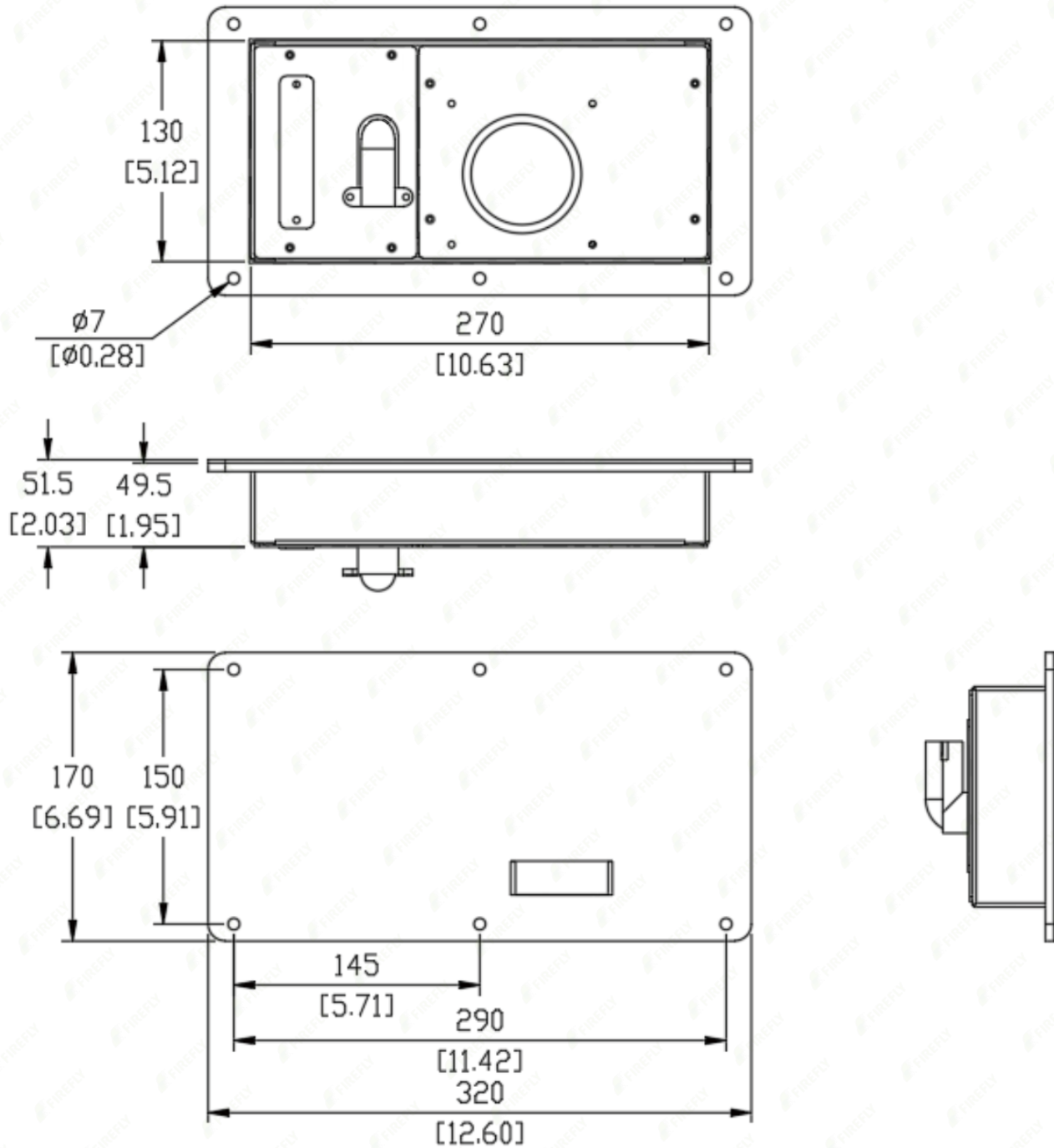
Technical Specifications

Project	Parameters/Specifications	
Product order number	GD64.03Q.D13.D00	GD64.03Q.D14.D00
Function	Inlet fan	Exhaust fan
Rated voltage & frequency	24VDC	24VDC
Rated current	1900mA	1900mA
Ventilation area/Fan air volume	0.00126m ²	48.9CFM~54.7CFM
Fan certification	Fanless	UL, CE
Optional accessories	Insulation cotton	Insulation cotton
Net weight (estimated)	1.8kg	2.0kg
Level	IP54	IP54
Working temperature and humidity	-10°C~+55°C/95%RH	-10°C~+55°C/95%RH
Storage temperature and humidity	-40°C~+70°C/95%RH	-40°C~+70°C/95%RH
Material	Galvanized steel	Galvanized steel
Product dimensions	320mm×170mm×49.5mm	320mm×170mm×49.5mm
Installation hole size	275mm×135mm	275mm×135mm

Dimension Drawing of Inlet Fan Unit : mm [inch]



Dimension Drawing of Exhaust Fan Unit : mm [inch]

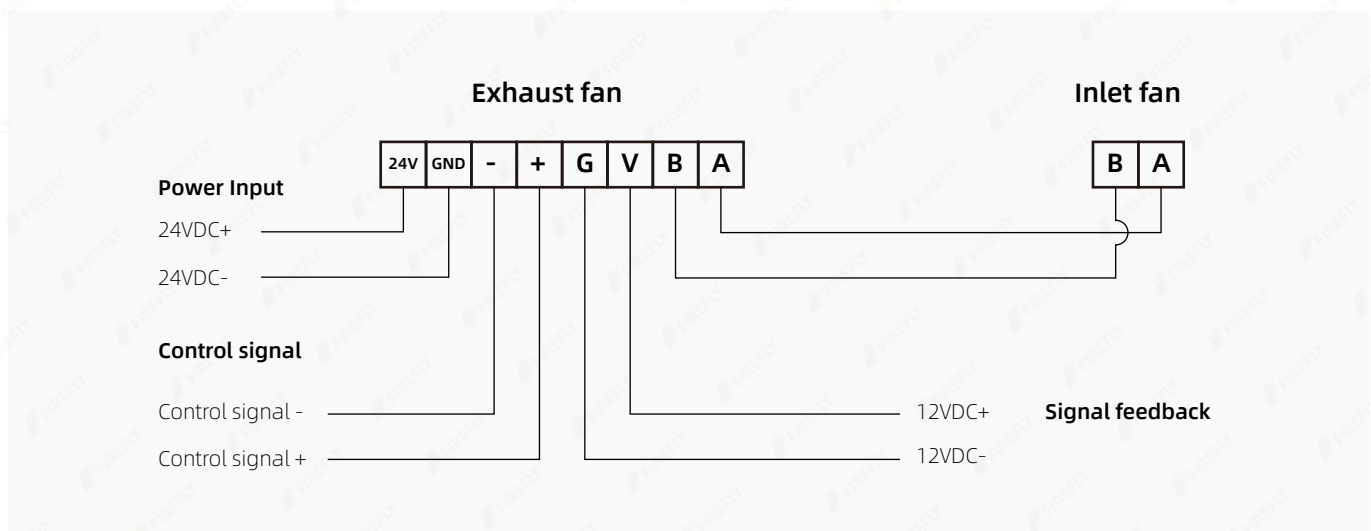


Wiring Definition

Definition of wiring for exhaust fan				
Serial NO.	Interface definition	Serial NO.	Interface definition	Connector view
24V	24VDC power input +	G	Signal feedback -	
GND	24VDC power input -	V	Signal feedback +	
-	Control signal -	B	Connect the inlet fan pusher -	
+	Control signal +	A	Connect the inlet fan pusher +	

Definition of wiring for inlet fan				
Serial NO.	Interface definition	Serial NO.	Interface definition	Connector view
X	/	B	Pushrod +	
X	/	A	Pushrod -	

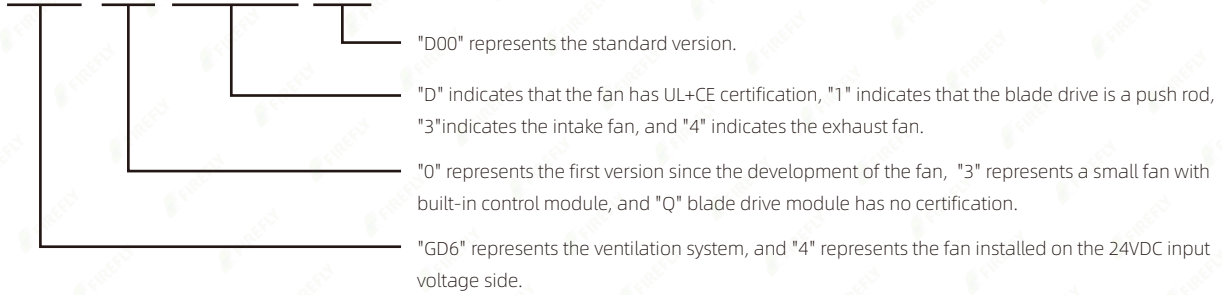
Wiring Instruction



☆ Wiring harness specification: All interfaces support 28-14 AWG.

Model Description

GD64.03Q.D13/D14.D00





FIREFLY Excellent Brand
Under Wanzn Energy Safety

FireFly Global Sales & Distribution

FireFly Safety Limited

Address: 19H Maxgrand Plaza No 3 Tai Yai St San Po Kong Hong Kong

Tel: 00852 4613 9499

Email: Firefly@fire-fly.hk

Website: www.fire-fly.hk

※ ※ ※ Document version number :20251010-V1.2 ※ ※ ※

If you have any questions or need to obtain the latest information, please contact us.